




BAL Series Rotary Vane Pumps



Performance:

Flow rate	110 m ³ /h
Pressure	10 bar
Temperature	250 °C
Sizes	1" - 4"
Viscosity	10,000 CP


The BAL Series of rotary vane pumps are a self-priming efficient positive displacement pump for the handling of clean, non-abrasive low to medium viscosity fluids and fuels at high temperatures. Popular applications include the unloading of tankers, tank stripping, fuel and light oil transfer, lubrication fluids, petroleum, LPG/propane, chemicals, alcohols, solvents and high temperature fluid handling.

Technical Features:


- ✓ High efficiency performance
- ✓ Self-priming operation
- ✓ Reversible flow
- ✓ Drawing off is fast, even and quiet
- ✓ Robust cast iron construction
- ✓ Built in safety valve
- ✓ External oil lubricated bearings
- ✓ Suitable for handling high temperature fluids up to 250°C
- ✓ Performance less affected by suction head, making it ideal for applications where suction pressure may change such as tank to tank transfer
- ✓ Available with single (BAL) or double mechanical seal for added protection against leakage (BAL-2R)
- ✓ Version with integrated hot oil chamber for maintaining the temperature of the fluid (BAL-C)
- ✓ Version with twin seals and dual shaft output for truck mounting to ensure that the pump does not have to be inverted in order to connect to the power take off (BAL-D)
- ✓ 230v, three phase 50Hz/60Hz motors available
- ✓ ATEX approved




ATEX RATED



MARINE TYPE APPROVED



SMOOTH, LOW PULSE FLOW



REVERSIBLE OPERATION



Performance:

Model	Flow Rate (L/hr)	Power (HP)	RPM	Height (M)
BAL 1" Series BALL-300	4,000	1	930	30
	3,000	0.5	700	30
	10,000	2	640	20
BAL 1½" Series BAL-400	9,000	2	600	25
	8,000	2	500	30
	6,000	1.5	400	30
BAL 2½" Series BAL-500	30,000	5.5	640	30
	25,000	5.5	530	30
	18,000	4	400	30
	15,000	3	350	30
BAL 3" Series BAL-600	60,000	12.5	650	30
	50,000	10	550	30
	40,000	7.5	450	30
	30,000	5.5	350	30
BAL 4" Series BAL-800	115,000	20	520	30
	100,000	20	465	30
	80,000	15	3560	30

Pump - Assembled on truck directy to gear motor with reversing switch:




Pump - Assembled on base directly to gear motor:





Diagram:



Item	Material	Model
Pump body	G.G.20	BAL.1
Flange cover	G.G.20	BAL.2-D
Chamber cover	G.G.20	BAL.2-C
Flange cover	G.G.20	BAL.2
Plate	G.G.20	BAL.2 / 1
Plate seal	Klinger	BAL.2 / 2
Rotor	G.G.20	BAL.5
Wings	acc. to product	BAL.6
Rods	Hardened steel	BAL.7
Tension cop	G.G.20	BAL.8
Tension cap seal	Klinger	BAL.8 / 1
Tensor screw	Mild steel	BAL.9
Grille	Mild steel	BAL.10
Shaft	F.114	BAL.11
Shaft-D	F.114	BAL.11-D
Shft-C	F.114	BAL.11-C
Press	G.G.20	BAL.12
Bearing cover	G.G.20	BAL.13
Bearing cover seal	Klinger	BAL.13 / 1

Valve	G.G.20	BAL.14
Spring	Steel	BAL.16
Top cover	Mild steel	BAL.17
Top cover seal	Klinger	BAL.17 / 1
Bearings	Balls	BAL.18
Lock-nut	Mild steel	BAL.18 / 1
Lock-washer	Mild steel	BAL.18 / 2
Bushings	Graphitic bronze	BAL.19
Gasket	acc. to product	BAL.24
Retainers	Nitrilo	BAL.26
Body O-Rings	acc. to product	BAL.27
Flanges	Mild steel	BAL.30
Flange seals	Klinger	BAL.30 / 1
Flangs screws	M 12x35	BAL.31
Mechanical seal	Set	BAL.39
Fixed race	G.G.20	BAL.39 / 1
Rotary race	Graphite	BAL.39 / 2
Fixed race O-ring	acc. to product	BAL.39 / 3
Anchor screws	M 10x40	BAL.40
Greaser	M 10-H	BAL.41